



# DAY 10 SWINGS

It's not financial advice, it's black & white



Safe Swings \*\* Lucrative Daytrades \*\* Simple Scalps

04/05/24

UPDATED SELL SHEET = this is the goods



Lookout for the  
ALERT BADGE




DAY 10 SWINGS

It's not financial advice, it's black & white



Lookout for the  
ALERT BADGE

## SELL SHEET / TALKING POINTS

- ✓ Our traditional swing alerts = Overall Win Rate = 86.38% (all stats as of April 5, 2024)
- ✓ Marinaded Win Rate = 94.98%  
(no day of alert or blind entry // enter day 1 if alert is > -15%)
  - ✓ Alerts per Day = 4.07 // Alerts per Month = 76.60
  - ✓ Days after Alert to High P/L % = 4.21 // Avg. High P/L % of wins = 137.93%
  - ✗ Day 1 Avg. performance of Losing Alerts = -26.59%
  - ✓ Day 1 Avg. performance of Winning Alerts = 46.60%
- ✓ Nightly Watchlist with HUGE performance record  we hunt #10baggers
- ✓ Simple 1 hr. Scalps  = a system of triggers / alerts on the 1 hr. timeframe
- ✓ Discord Available --- **Non Overbearing chatter!!!!** Come join our **PRIVATE** community !!!!
- ✓ Boutique Format = small-ish but very high quality // E-Commerce provided by 
- ✓ Unique viewing of our Dynamic DASHBOARD (jpg only) =
  - ✓ Call v. Put // Monthlies v. Weeklies // Sector Performance of our alerts
  - ✓ Aggregate 1 contract performance of ENTIRE study = 447,740.00
  - ✓ Best Month 1 contract performance = October, 2022 = 35,160.38
- ✗ Provides Education - Great for NOOBs that don't know about Options, entries or exists
- ✓ Great for traders who know what they're doing, but no time to cull for alerts / tickers
- ✗ Absolutely **NOT** a signal room, with live callouts / entries / exits = mostly just GREAT facts
- ✓ Always on the lookout to beta test / add more features = Secret Scans?, ER plays? Commons?

We alert, you trade, you win

\$TSLA \$AAPL \$MSFT \$AMZN \$NVDA \$AMD \$BABA \$META \$CCJ \$PDD \$CHPT \$GOOG \$JPM